

Dyour^e

Discover Your Environment


Environmental Education Workshop



bond of union

Bilateral Youth Exchange 20 youngsters

Bond Of Union (Italy)
Lužánky Leisure Time Centre (Czech Republic)
26.06.2011 – 04.07.2011
Collesano, Palermo (Italy)







Trainer: PhD **Cristina Ribaudó**
Coordinator: **Paola Pizzo**



First Day

WATER MODULE

Topics:

-  Water availability
-  Water use
-  Water cycle
-  Water pollution

The workshop starts with the Water Index, a brainstorming about the water values and its different meanings. This activity is followed by an overview over the European Laws concerning the water management.

Activity 1 (indoor)
Be a reporter of the world!

Participants have to think about the water issues according to the European Laws (River basin management, Urban waste water treatment, Nitrate pollution, Bathing water) and imagine that they are journalists: They have to write a brief newspaper article (interview or report) and show it to the others. The activity is followed by an open debate.



Activity 2 (outdoor)
Can you drink this?

Each participant has to impersonate a character from various countries and social positions (e.g., an indian farmer, a newyorker businessman) which are characterized by different water access. They have to imagine their life according to their water availability. Then all the participants will be disposed in a line and they will be answering to some questions, with a Yes or a No as an answer. Thus, they will make a step onward or not according to their possibility of carrying out an action or not. At the end of the activity all the participants are divided into 5 groups according to the character they impersonated and have to write an ode to the water from their own point of view. The activity is followed by an open debate.

Extra activities (outdoor/indoor): Getting to know each other and ice-breaking games.

The blanket: The participants are divided in two groups and physically separated by a blanket. At each round, 2 or 3 persons representing each group have to stand behind the blanket. When the blanket fall down, they have to pronounce immediately the name of the person in front of them. The first that say correctly the name wins and the person from the other side will join the opposite group.



The passport: Each participant get a sheet of paper where his/her name is written. Everybody walks around in the space within the other participants. When the music stops, everyone has to draw the person they have in front on his own sheet. First the hairs, then the face, the eyes, the nose and the mouth. At the end each of them will have a portrait whose parts are drawn by different participants. At the end of the drawing activity, people is divided into couples in order to interview each other. Then divided in group of 2 people they have to interview each other: they are asking what they like to do, where they come from and what they expect from the exchange. At the end of the activity, each participant will present the fellow he/she interviewed to the rest of the group.



Second Day

LAND USE MODULE

Topics:

- Increase of world population and its distribution
- Intensive/extensive agriculture
- Intensive/extensive farming
- Meat production and Greenhouse gas effect
- Urbanization

The workshop starts with the Land Index, a brainstorming about the land values and its different meanings. This activity is followed by an overview over the European Laws concerning the land use.

Activity 1 (indoor/outdoor) *Be a product exporter!*

Participants are divided into small groups. Each group has an agricultural product to be sell and export to a foreign country. Participants have to produce an advertising in order to convince the others that their product cannot be replaced by any other fruit/vegetable and that its production/export is environmentally friendly. The activity is followed by an open debate.



Activity 2 (indoor) *Stop the vogue!*

Participants are divided into two 'groups, vegetarian vs. non-vegetarian. Along an open debate, each group has to defend its own living choice.

Activity 3 (outdoor/indoor) *Be the best architect!*

Participant are divided into small groups and invited to plan and design the perfect sustainable district/area (e.g., a small tourist village, an industrial area). The plans have to follow strict parameters, such as the feasibility, the functionality, the aesthetics and the respect of the environment. The activity is followed by an open debate.



Third Day

Activity 1 (outdoor)

Excursion to the Madonie Regional Park.

Guided by an expert naturalist, participants are introduced to a critical reading of the landscape. Along the walk, autochthonous flora and fauna are evidenced, as well as centuries-old trees. At the end of the walk, participants visit an eco-farm, where products derive only from sustainable practices, such as extensive agriculture and farming.

Activity 2 (outdoor): Visit to Cefalù (Palermo surroundings).

Participants are conducted to a small tourist village, where sustainable architecture and nature live together with the tourism development.



Fourth Day

CLIMATE CHANGE AND AIR POLLUTION MODULE

Topics:

- The carbon cycle
- Renewable/Non renewable energy sources
- Deforestation
- Air pollution
- Climate change



Activity 1 (outdoor/indoor): Be a tree inhabitant!

Participants are divided into small groups and have to imagine to be an organism/molecule strictly linked to a tree (e.g., a bird, a molecule of water, a Brazilian aborigine). Each group has to write a letter to his government in order to stop the deforestation practices. The activity is followed by an open debate.



The activity is followed by the Air Index, a brainstorming about the air values and its different meanings. This activity is followed by an overview over the European Laws concerning the air pollution.

Extra activity (indoor)
Chair game.

Participants are sitting on a round formed by a number of chairs equivalents to the number of people less one. Each participant has to write on slips of paper the different words extrapolated from the Air Index; each person will thus correspond to a particular word. The slips are collected in a bag. The moderator sorts two slips at a time and call the words written on them. Persons corresponding to the words have to get up and change the place they were sitting. One person will remain standing and try to conquer the chair at the next call.

Second activity (outdoor/indoor)
Switch your country!

Participants from the two different countries are invited to imagine how their region would look like if some drastic climatic change would happen. In particular, they have to imagine that Sicily become a really cold region and Czech Republic a very warm one. The participants perform



their imagination within a theatre representation. The activity is followed by an open debate.

Extra activity (outdoor)
The mirror.

Participants are divided into couples. Within the couple, one is the performer while the other has to reflect his/her movements and behave in the same way. The role are exchanged along the activity.

Extra activity (indoor)
Yoga lesson.

Participants are involved in a yoga session for relaxing and thinking about their body.

Extra activity (indoor/outdoor)
Czech dinner.

The Czech group prepares a traditional receipt with potatoes "Bramboracka".



Fifth Day

WASTE MANAGEMENT MODULE

Topics:

- Households waste production in Italy and Czech Republic
- European waste management hierarchy
- Packaging waste production
- Waste Recycling (Glass, Plastic, Paper)
- Hazardous waste disposal

Activity 1 (indoor)

Mind the waste!

This activity is based on the critical review of pictures and graphs taken from European Institutes about statistics and studies about the waste production and management in the different countries of the Europe and of the world. All the activities are carried out in the form of open debate.

Particular concern is given on the comparison between the two countries the participants come from, in order to stimulate the debate and find common solutions. Secondly, the different practices of waste disposal are

analyzed according to the typology and production. Finally, a debate on incineration and nuclear waste disposal is open.



Activity 2 (indoor/outdoor)

Make common people responsible consumers!

Participants are invited to think about effective communication with common people. They are invited to think about how to make aware the inhabitants of Collesano about the environmental concern. During the indoor activity, participants prepare games for children, interviews, posters and leaflets. Outdoor, participants get around the Collesano village and involve common people (children, adults and old people) they meet in the streets.



Sixth Day

Activity 1 (outdoor) *Collesano Eco-Day!*

The group of DyourE participants move to an abandoned field full of garbage. Along the morning, participants collect and dispose of the waste they find in the field. The activities are publicized in the village and supervised by the responsible of the environmental sector of the Municipality of Collesano.

Activity 2 (indoor) *Youth pass compilation*

The participants are informed on the relevance of compiling the Youth Pass form. Examples are shown and information on how to properly compile is given.



DyourE
Discover Your Environment

Activity 3 (indoor) *Final evaluation of the youth exchange*

Along an open debate, strength and weakness of the DyourE project are reported by the participants. An assessment form is distributed to the participants for the evaluation of the project.

Extra activity (indoor) *The foot.*

Everyone draw his/her own foot on a sheet of paper. Then the others can write inside it a small comment about the person. At the end of the activity, each participant get his/her own foot full of commentaries/remembering from the other participants.





bondofunion

